

An aerial photograph of a modern, multi-story building with a curved facade and illuminated windows at dusk. The building is surrounded by a courtyard with a paved area and some greenery. The sky is a deep blue, and the city lights are visible in the background.

EKTER

Investors Presentation

May 2026

01

Overview

02

The Environment

03

Financial Results

04

ESG

05

The Share

06

Annex

01 Overview



65+

years of successful operations



7

pending regulatory approvals for the 7th grade construction license



€95.5mn

turnover FY 2025



€11.4mn

earnings after taxes
FY 2025



€180mn

backlog 30.04.2026



223

employees 31.12.2025



1959

EKTER is founded

1994

Listing in ATHEX

1995

Awarded a 6th grade construction license

2002

Aircrafts maintenance and repair facilities of the new Athens International Airport

2006

- Construction of National Insurance building complex
- New military hospital of Thessaloniki (424 GMHT)

2014

Total value of completed projects since establishment exceeds €1bn

2019

5* Hotel Summer Senses in Paros (100 keys)

2020

- National record in constructing a 50-bedroom ICU wing within 60 days Northern Crete Road Axis (section Gournes-Chersonisos)

2023

Building complex for people with disabilities in Elliniko, the first completed project of the development. Awarded "Project of the Year for 2023" by ITC

2024

Acquisition of 100% of "ENERGEIAKOS KOMVOS S.A."

2025

- Submission of application for the 7th grade construction license
- Award of the first PPP project – Five (5) Police Headquarters, budget €57mn
- Approval for the construction of new headquarters in Agia Paraskevi, main areas 1,000 sq.m.

- Stable presence in Public and Private projects
- Ongoing growth
- Strategic Partnerships
- Business Consistency

Vathi Cove Luxury Resort & Spa, Thassos



New Intensive Care Unit Wing, 50 Beds, at "Sotiria General Hospital"



- Expansion in Tourism & Real Estate
- Technological Integration
- Know-how & Education
- Environmental & Social Responsibility



Construction Sector

- Long track record, highlighting project quality and consistency in obligations
- Excellent technical expertise in the construction of large buildings and infrastructure projects
- Experience in public and private projects of various levels of complexity across the entire technical spectrum
- Organizational structure and deep knowledge on implementing large and complex projects
- Reliability, efficiency and ethical competition



Hospitality Sector

- 5* Hotel Summer Senses
- Development of a new ultra-luxury 5* unit in Paros, on a privately owned property of 328 acres



PPPs Sector

- Preferred bidder via a joint venture (EKTER-ERETBO-TENA), for a project concerning the construction and technical management of 5 new police headquarters across Greece via PPP
 - Budget: €57mn
 - Duration: 30 years



Real Estate Sector

- Construction of new headquarters in Agia Paraskevi, main areas 1,000 sq.m.
- 1,100m2 offices in Thessaloniki (50% co-ownership)
- Metal warehouse of 1,127m2, which operates as the Group's central machinery warehouse.
- Plots in Parnassos and Spata that are under assessment for development of residences for sale and/or the installation of Photovoltaic Systems



Buildings and Renovations



Infrastructure



Airports



Hospitals



Hotels



Medical Equipment



ICU



Museums



Greece, Paros, Pounta



The largest **5-star** hotel in Paros



100 luxury rooms & suites + **4** restaurants & bars



€4.2mn. Turnover FY 2025



Greece, Paros, Kolymphithres



100 Ultra-Luxury Villas / Suites



Ultra-luxury 5-star unit, on a plot of **328** acres



Budget: **€53.3mn** / Approved financing from Piraeus Bank & Recovery and Resilience Fund (80%) – Equity (20%)



Pending of judgement of the Council of State regarding the approval of the Special Urban Plan (SUP)



~€20mn. expected annual turnover

Criteria & Prospects of the 7th Grade Construction License

MINIMUM CRITERIA	STATUS
Equity >€44mn	✓
Three-year turnover >€88mn	✓
Fixed assets >€15mn	✓
7 executives with a Class D Constructors Experience Register (CER) degree or equivalent combination	✓
Necessary quality, environmental and safety certifications	✓
Five years of construction experience in specific projects categories (Construction, E/M) >€36.6mn	✓
Machinery equipment >€3mn	✓
Submission of application for the 7th grade construction license	✓
Issue of decision by the Ministry of Infrastructure & Transport	2026

7th Grade Construction License

1 out of 4

Greek construction companies with a 7th grade construction degree, in basic categories

Participation in major public and private projects
without budget ceiling

01

65+ years of successful presence in the Greek construction sector

02

Activity centered on construction
and presence in hospitality, real estate as well as PPPs and concessions

03

Broad and diversified portfolio of construction projects

04

Strong fundamentals, sound financial structure, solid capital base.
Stable dividend distributions subject to market conditions

05

Pending 7th grade construction licence, which is expected to significantly enhance the company's growth prospects

06

Significant outperformance and differentiation of key financial indicators versus competition

07

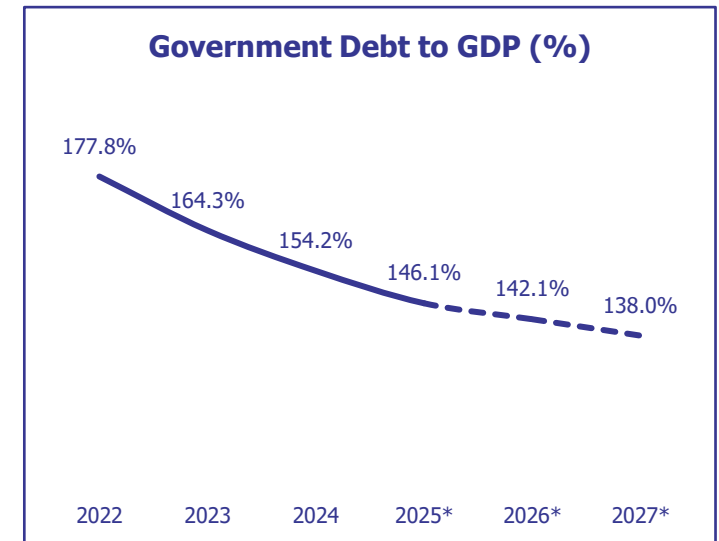
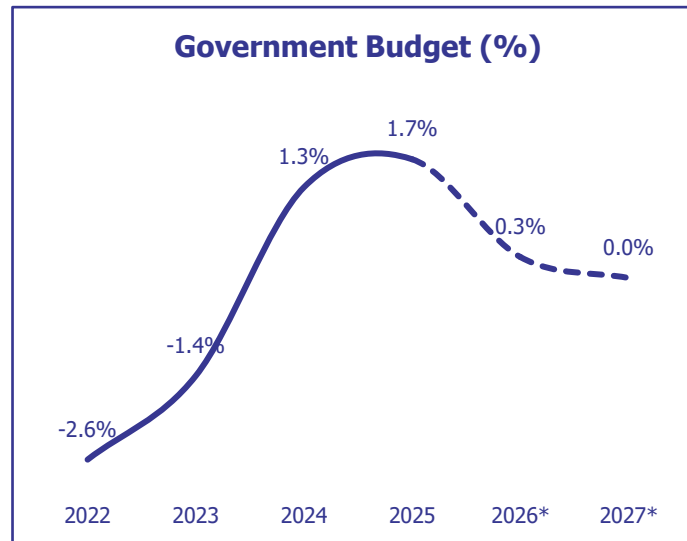
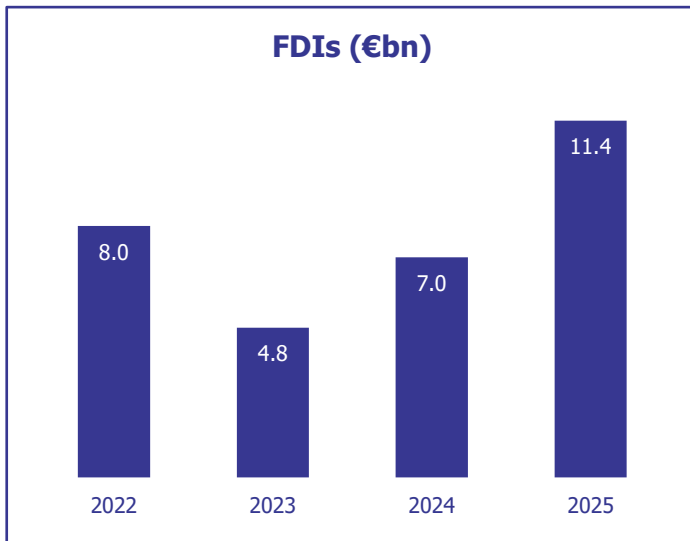
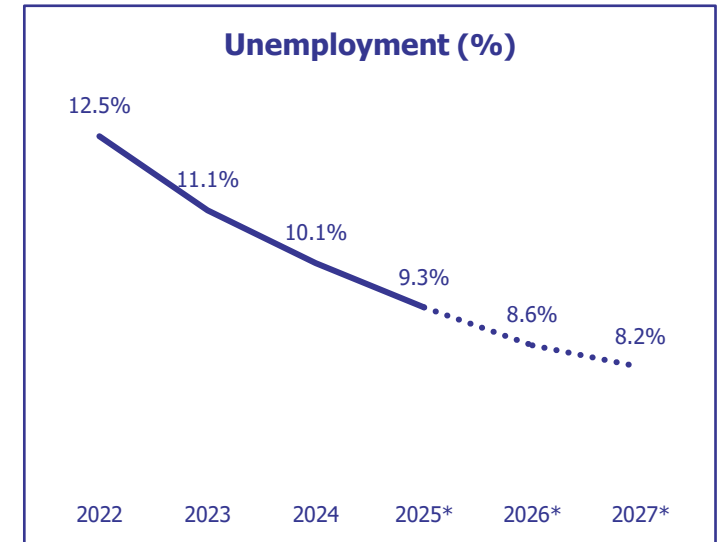
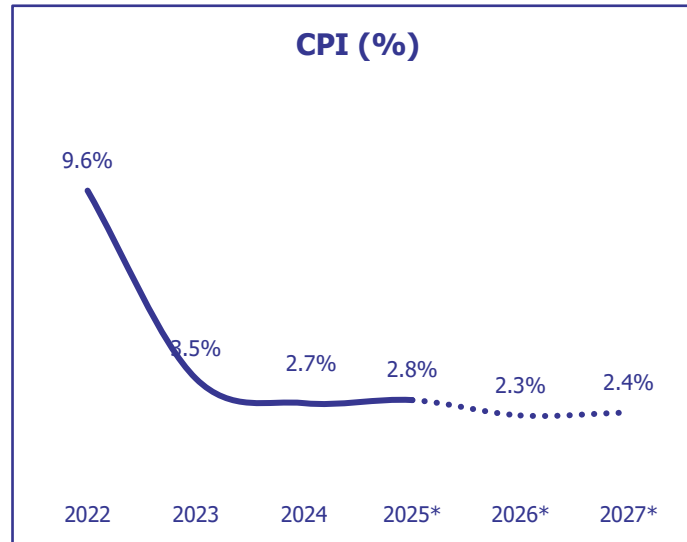
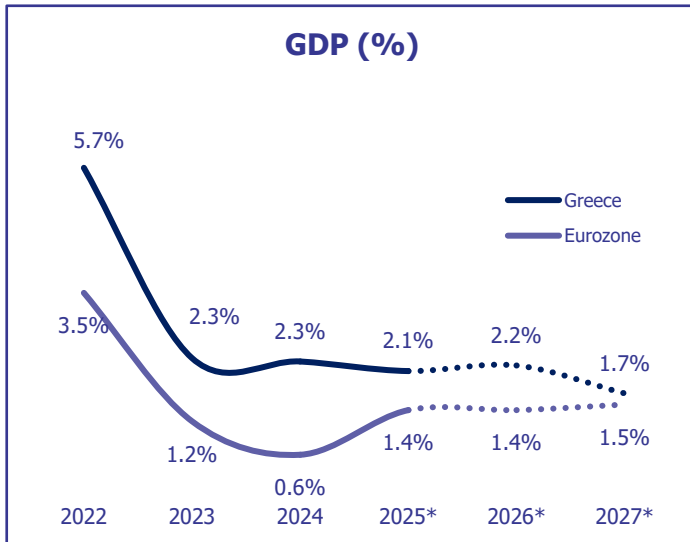
Extensive construction experience and know-how

08


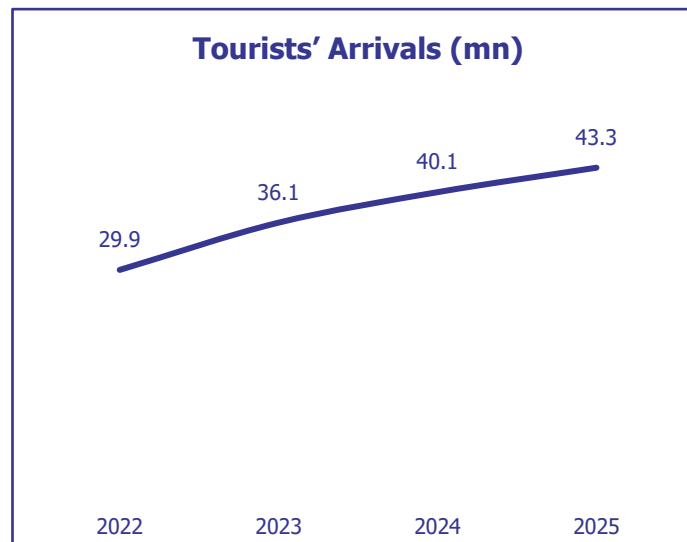
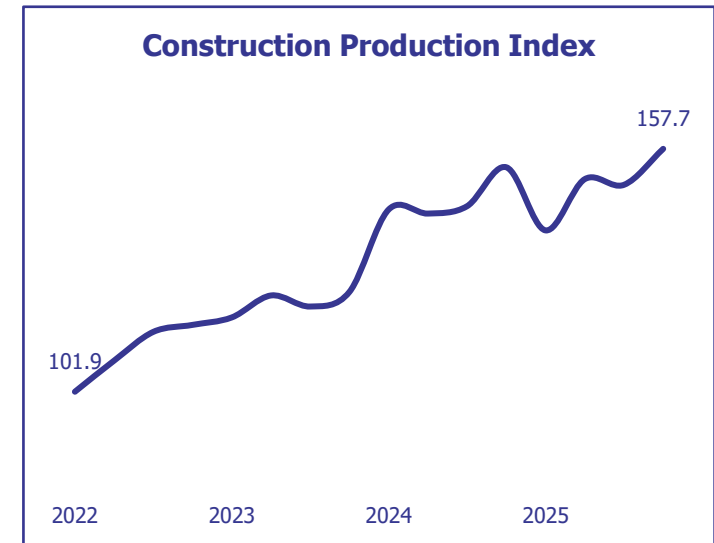
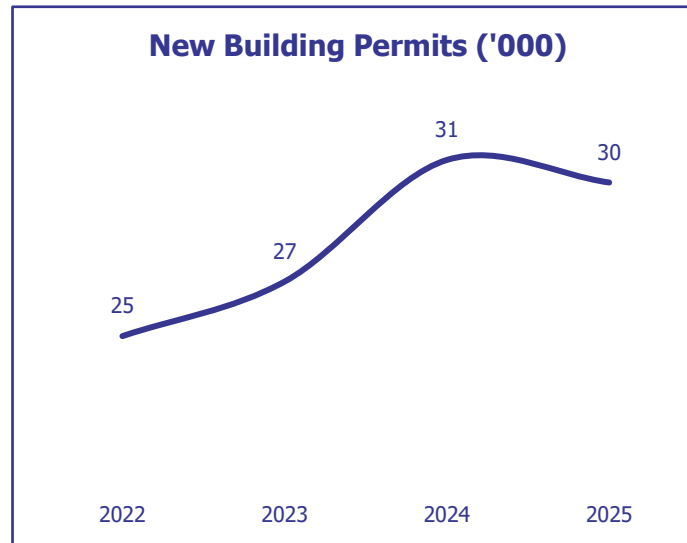
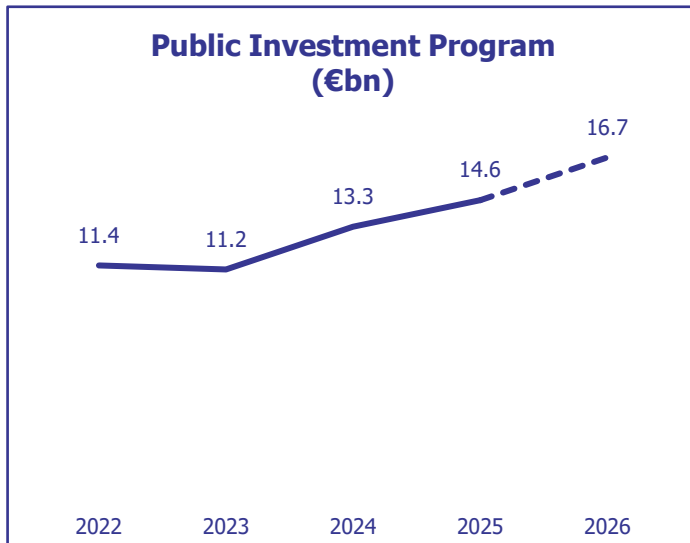
Activation in sectors with significant growth prospects

02

The Environment



Market Indexes per Activity Segment



03

Financial Results

Turnover
€95.5mn
(+10.8% y-o-y)

Gross Profit
€21.0mn
(+34.3% y-o-y)

Gross Margin
22.0%
(+380bps y-o-y)

EBITDA
€16.9mn
(+20.0% y-o-y)

EBITDA Margin
17.7%
(+130bps y-o-y)

Backlog
€180mn
(30.04.2026)

Cash
€12.4mn
(+22.1% y-o-y)

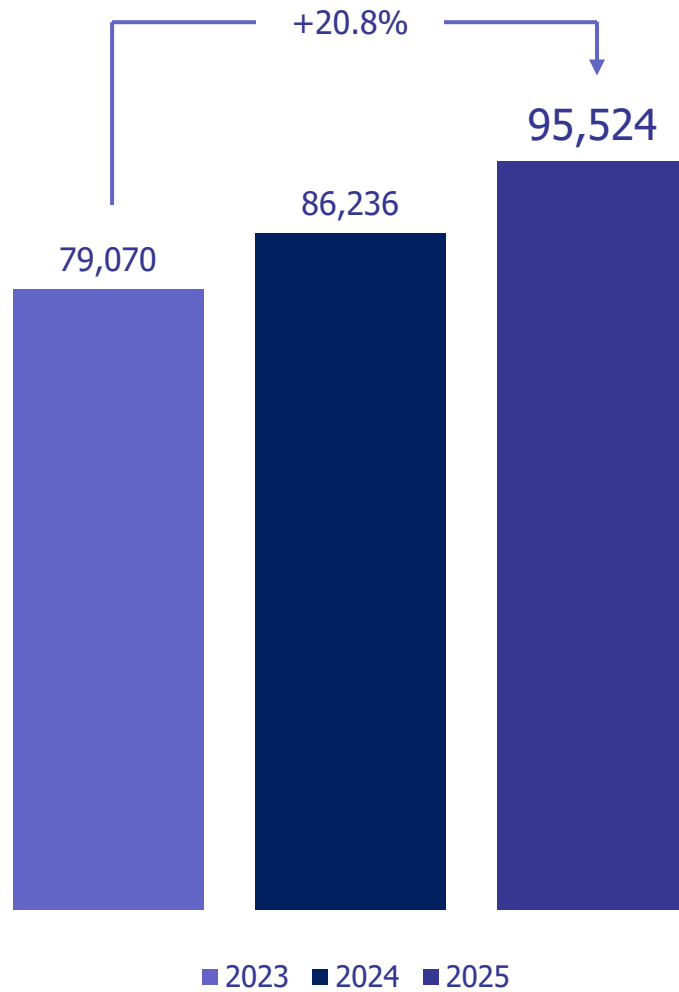
Equity
€55.7mn
(+10.3% y-o-y)

Debt
€12.6mn
(-13.9% y-o-y)

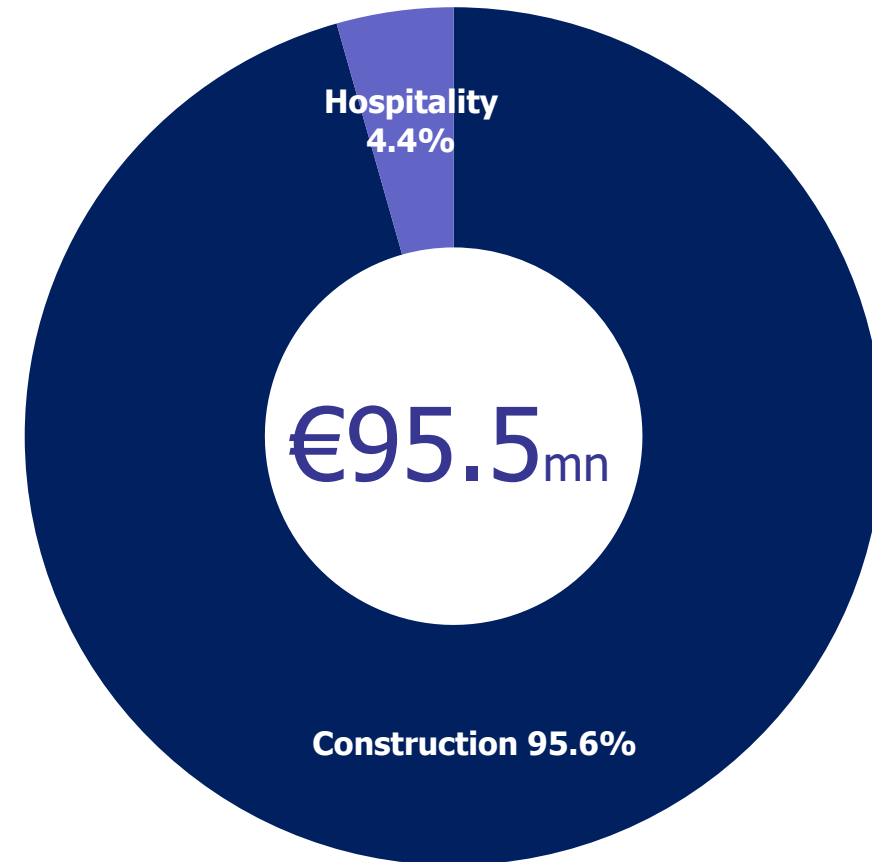
Market Cap.
€122mn
(30.04.2026)

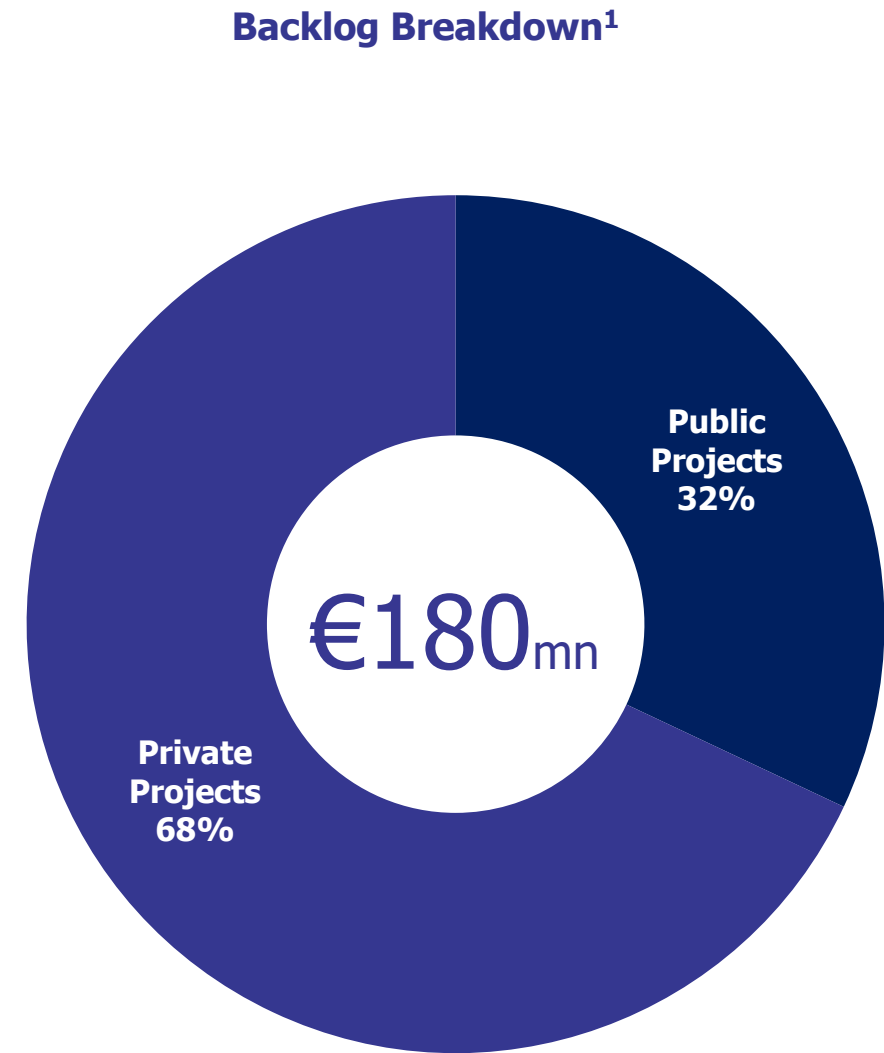
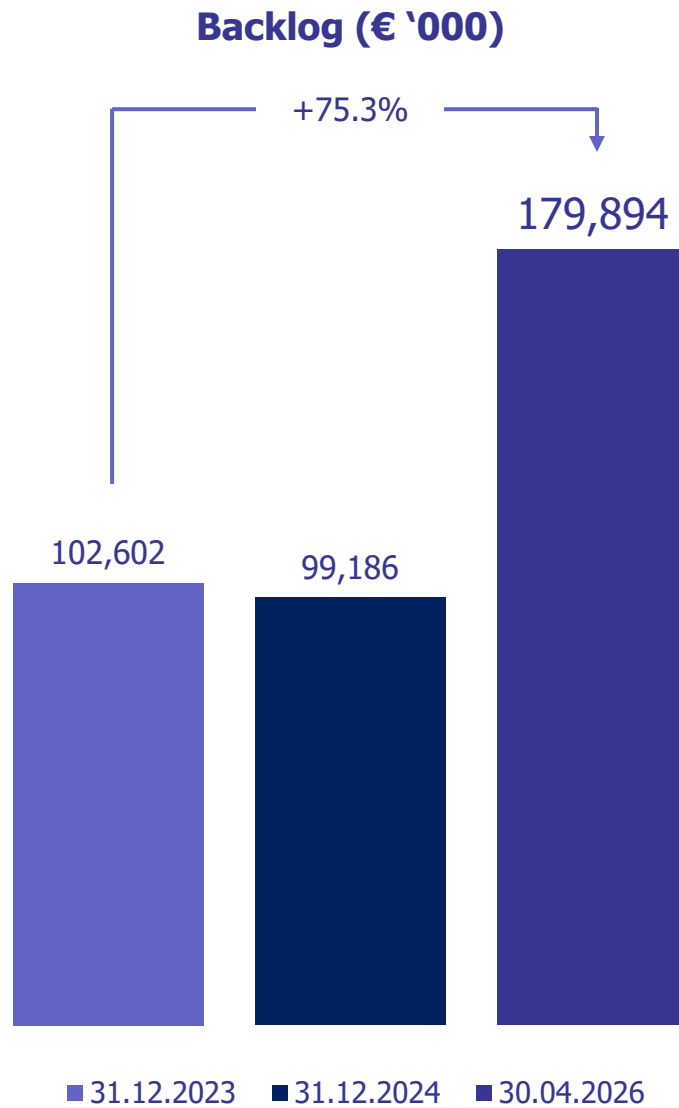
EV/EBITDA
7.1x

Turnover (€ '000)



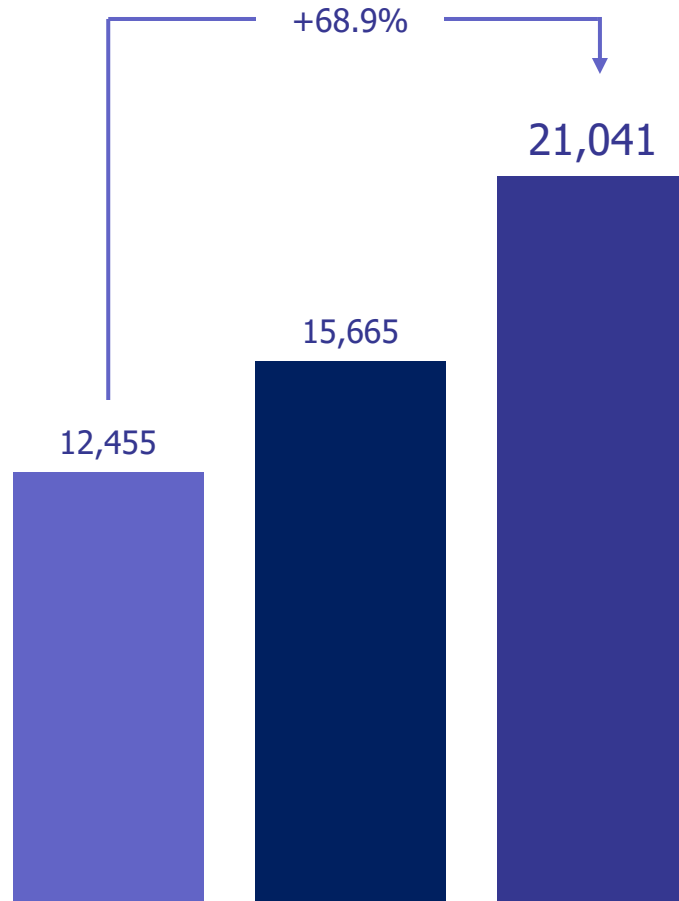
Turnover Breakdown





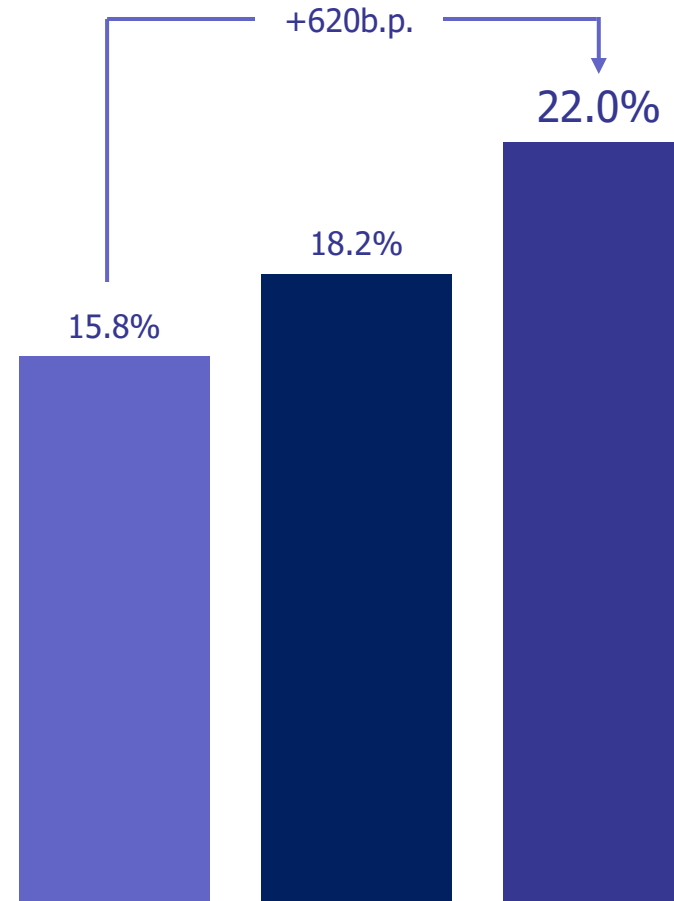
1. Backlog includes only signed projects. Projects to be signed are excluded.

Gross Profit (€ '000)



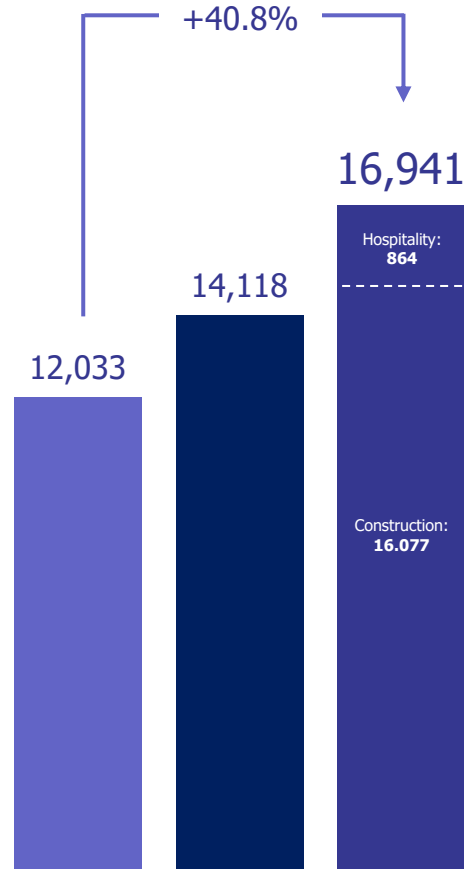
■ 2023 ■ 2024 ■ 2025

Gross Margin (%)



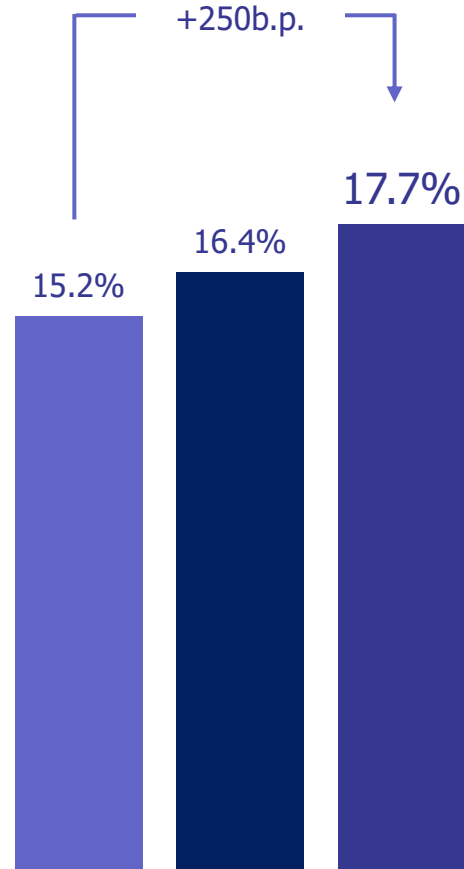
■ 2023 ■ 2024 ■ 2025

EBITDA (€ '000)



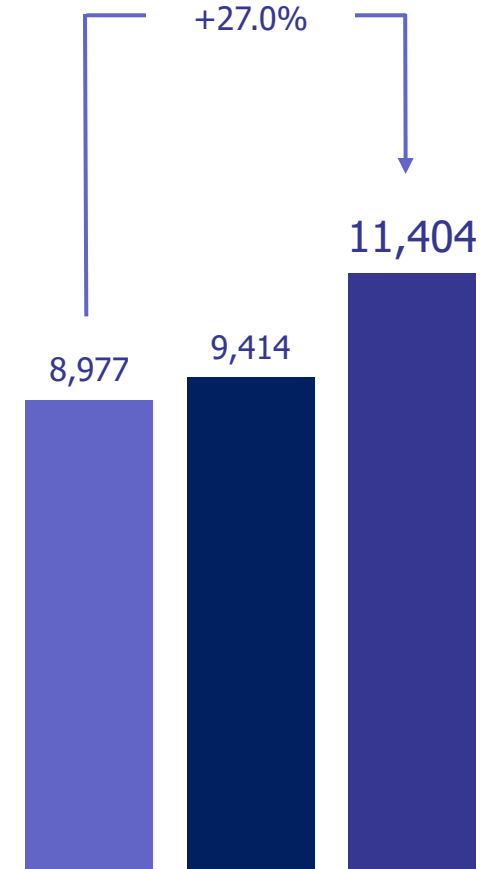
■ 2023 ■ 2024 ■ 2025

EBITDA Margin (%)

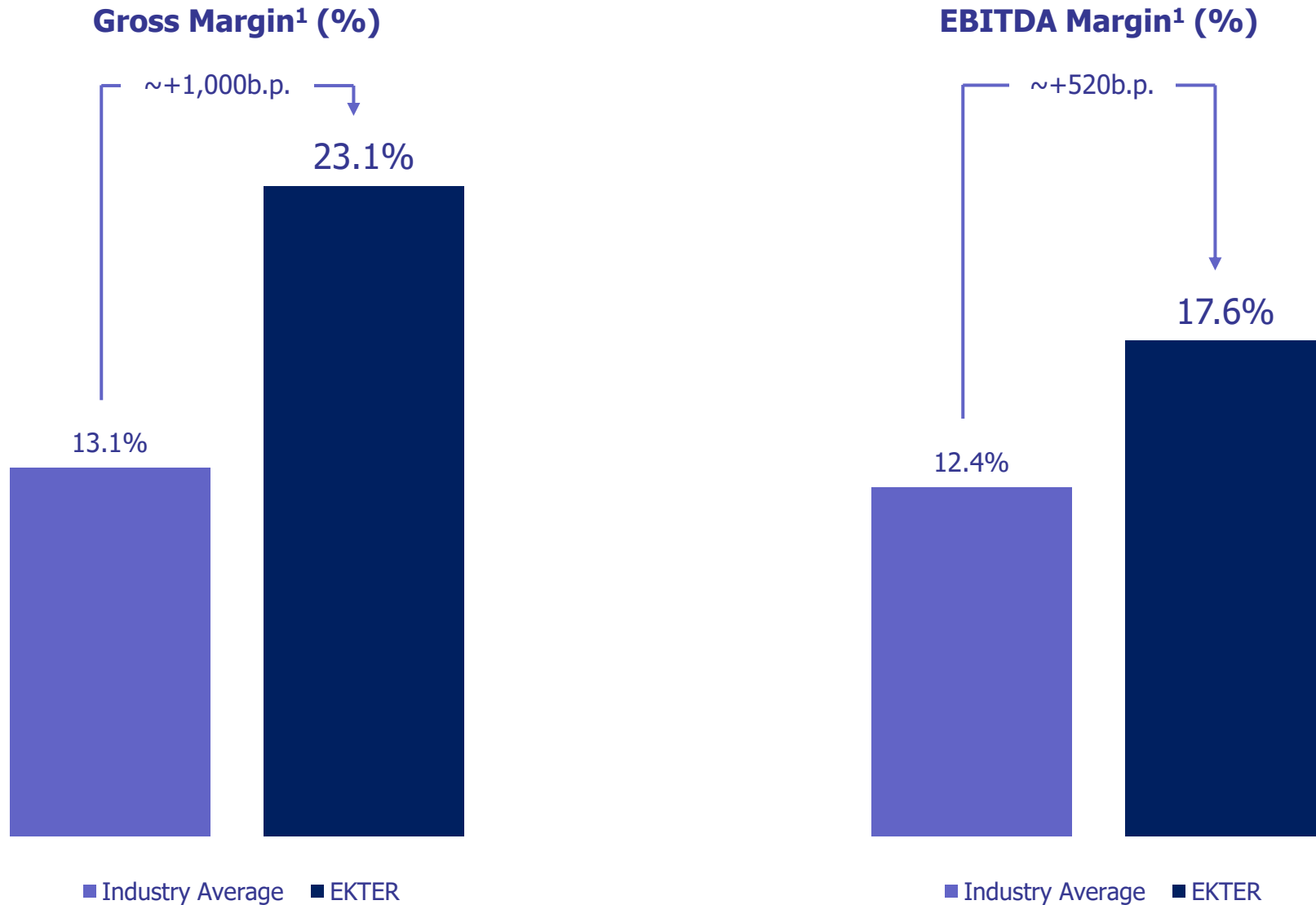


■ 2023 ■ 2024 ■ 2025

Earnings after Taxes (€ '000)

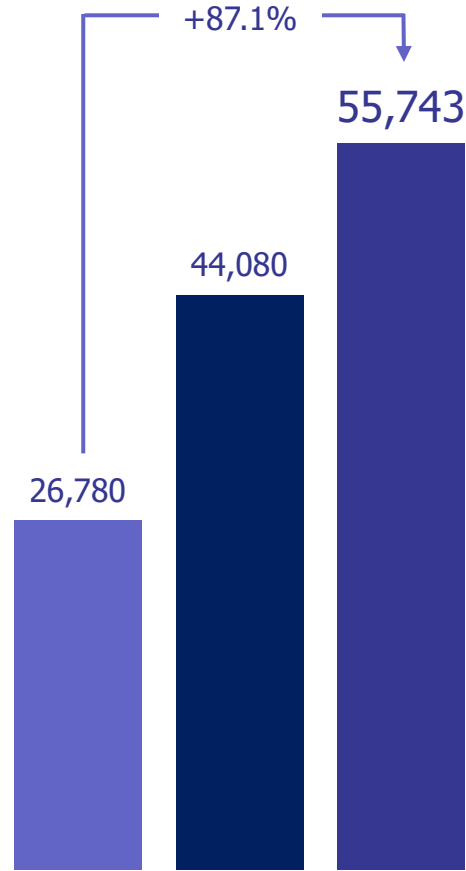


■ 2023 ■ 2024 ■ 2025



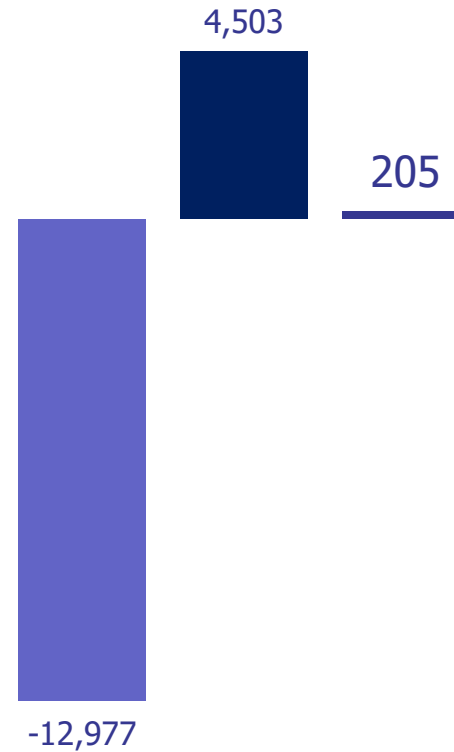
1. Figures refer to FY2025 financial results
2. Industry average includes the construction activity of AVAX, AKTOR, GEKTERNA, METLEN (METKA – including M Concessions).

Equity (€ '000)



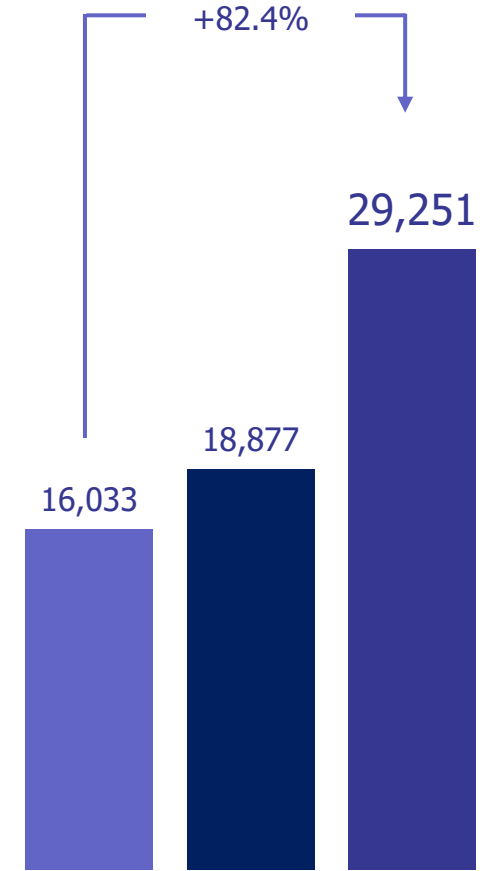
■ 31.12.2023 ■ 31.12.2024 ■ 31.12.2025

Net Debt (€ '000)




■ 31.12.2023 ■ 31.12.2024 ■ 31.12.2025

Working Capital (€ '000)




■ 31.12.2023 ■ 31.12.2024 ■ 31.12.2025

Net Debt/ EBITDA (x)

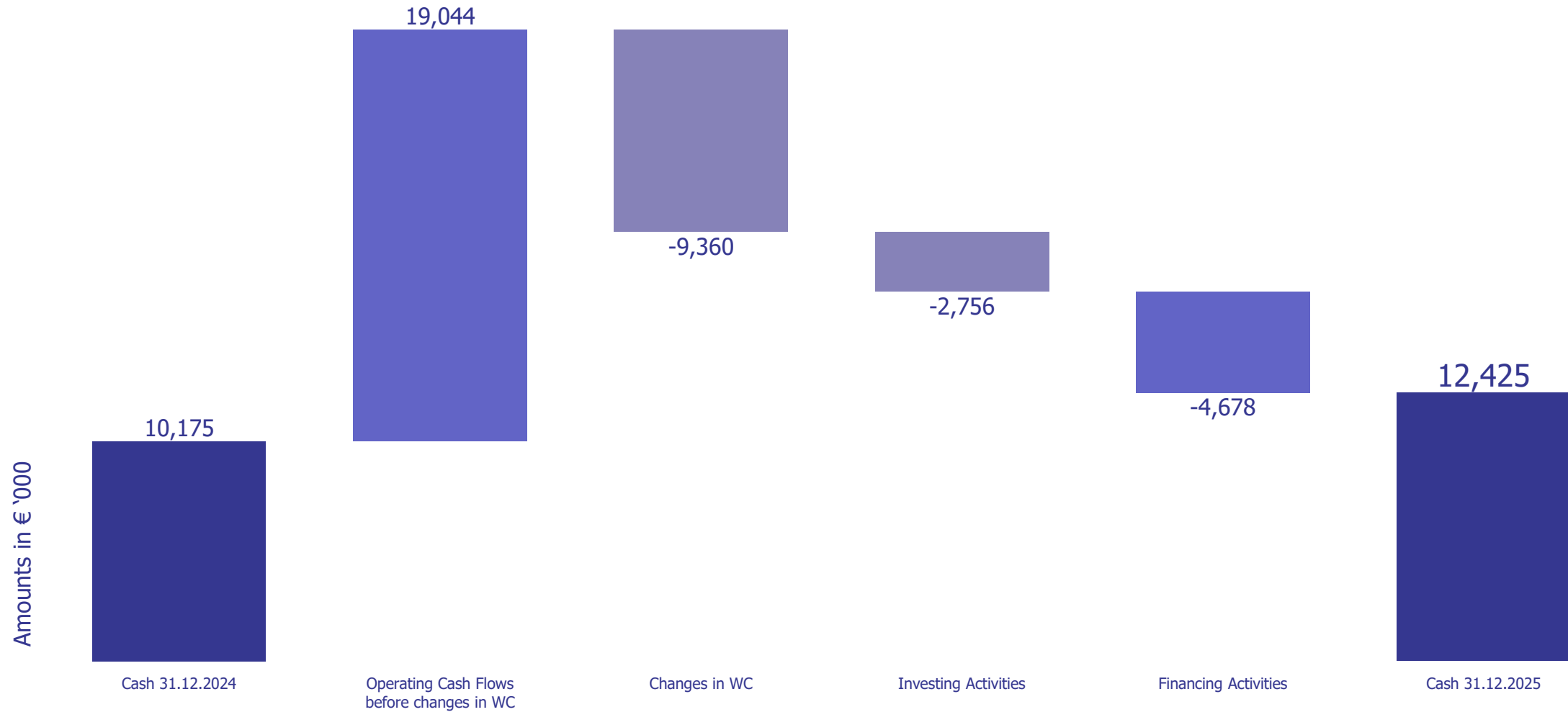


Return on Equity (%)



Current Ratio (x)





04 ESG



- Establishment of Energy Policy
- Establishment of Sustainability Policy
- Environmental Certifications:
 - ISO 14001:2015 / Environmental Management
 - ISO 14064-1:2018 / Carbon Footprint Report based on standards, with verification by external body
 - ISO 50001:2018 / Energy Management
- Energy Improvement Goals:
 - General short-term target for reducing total energy consumption, including electricity and company vehicle fuel consumption, compared to the previous year
 - Conducting internal audits and training employees on matters of energy management
 - Training of partners and subcontractors on issues of economic driving and road behavior as well as the improvement of energy indicators



- ISO 9001 for quality management
- ISO 22000 for food safety management system + (H.A.C.C.P)
- ISO 22301 for business continuity management
- ISO 26000 for social responsibility management
- ISO 27001 for information security
- ISO 28000 for security management system
- ISO 37001 for anti-bribery
- ISO 39001 for road safety
- ISO 41001 for facility management
- ISO 45001 for occupational health and safety, with the aim of preventing workplace accidents and occupational hazards
- Implementation of strategy for developing personnel knowledge and skills through training initiatives, professional development processes, and practices aimed at enhancing the technical and administrative competence of employees

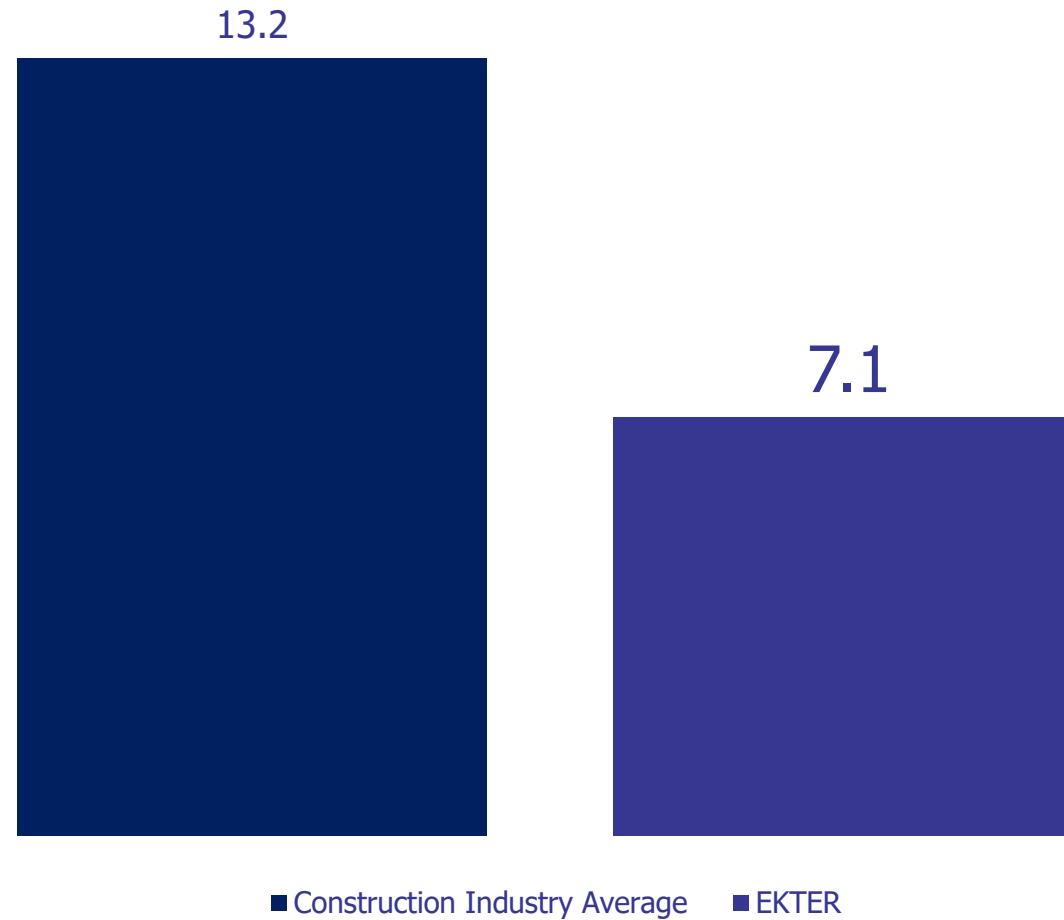


- Code of Conduct
- Regulatory Compliance Unit
- Internal Audit Unit
- Internal Audit System Assessment Policy
- BoD with 8 members (3 executive + 5 non-executive members, 3 independent) with a five-year term. Attendance of BoD members for 2025: ~100%
- Board member suitability and evaluation policy
- Audit Committee
- Remuneration and Nominations Committee
- Remuneration Policy
- Related Party Transactions Policy
- Sustainable development policy

05

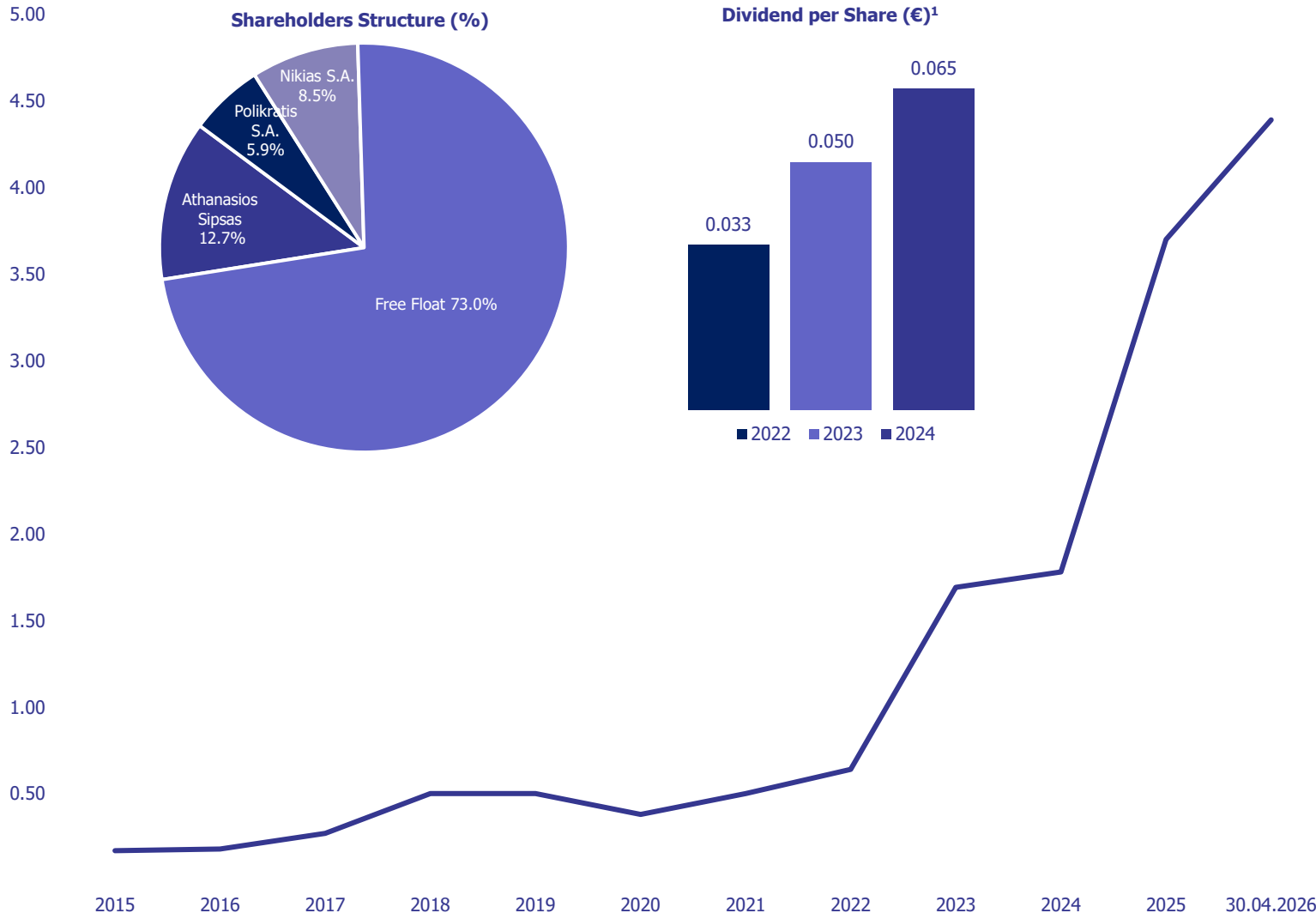
The Share

EV/EBITDA¹ EKTER vs INDUSTRY (x)



1. EV/EBITDA: Market Capitalization at 30.04.2026 + Net Debt + Non-controlling interests / reported EBITDA 31.12.2025
2. The industry average includes AVAX, AKTOR, GEK TERNA, METLEN (FY 2025 financial data, market capitalization 30.04.2026).

Shareholders Structure & Stock Exchange Information



Number of Shares	27,728,682
Share Type	Common Registered
ISIN	GRS222213001
Symbols	EKTEP (ATHEX) EKTER GA (Bloomberg)
Indices	DOM, FTSEA, FTSE_IN, GD, SAGD
Share Price 30.04.2026	€4.3900
Market capitalization 30.04.2026	€121,728,914
Δ(%) vs 31.12.2025	+16.76%
52 weeks high	€4.5900 (13.02.2026)
52 weeks low	€1.8600 (19.06.2025)
52 weeks average volume	123,632 shares

1. Dividend per share adjusted to the existing number of shares.

06

Annex

Statement of Financial Position



Amounts in €	GROUP		COMPANY	
	31.12.2025	31.12.2024	31.12.2025	31.12.2024
ASSETS				
Own-used tangible fixed assets	34,456,350	32,788,682	34,456,350	32,788,682
Investment property	7,975,500	7,975,500	7,975,500	7,920,500
Right to use assets	365,149	438,280	365,149	438,280
Other intangible assets	45,293	54,195	45,293	54,195
Investments in subsidiaries	-	-	-	231,900
Investments in joint ventures	139,290	139,290	139,290	139,290
Other long-term receivables	63,526	58,547	63,526	58,547
Deferred tax receivables	-	-	-	-
Total Non-Current Assets	43,045,107	41,454,494	43,045,107	41,631,394
Trade receivables	17,385,976	26,911,421	17,385,976	26,911,421
Receivables from contractual assets	8,837,774	3,838,607	8,837,774	3,838,607
Other receivables	17,569,304	9,233,950	17,569,304	9,241,536
Cash & cash equivalents	12,424,812	10,174,615	12,424,812	10,166,896
Total Current Assets	56,217,866	50,158,593	56,217,866	50,131,460
Total Assets	99,262,973	91,613,087	99,262,973	91,762,854
EQUITY				
Share capital	7,209,457	6,988,457	7,209,457	6,988,457
Premium	12,255,805	12,476,805	12,255,805	12,476,805
Own Shares	-	-	-	-
Other reserves	5,395,984	4,854,560	5,395,984	4,845,994
Retained earnings/losses	30,882,091	19,760,047	30,882,091	19,758,120
Shareholder's Equity	55,743,337	44,079,869	55,743,337	44,069,377
Non-controlling interest	-	-	-	-
Total Equity	55,743,337	44,079,869	55,743,337	44,069,377
LIABILITIES				
Long-term loans	11,422,222	12,466,667	11,422,222	12,466,667
Long-term financial lease liability	183,715	230,723	183,715	230,723
Deferred tax liability	3,727,856	2,200,800	3,727,856	2,261,488
Other long-term liabilities	1,178,764	1,312,873	1,178,764	1,312,873
Provisions for post-employment benefits for employees	40,043	40,425	40,043	40,425
Total Long-Term Liabilities	16,552,601	16,251,487	16,552,601	16,312,175
Suppliers and other liabilities	8,141,260	12,855,518	8,141,260	12,855,090
Contractual obligations	10,410,058	8,829,257	10,410,058	8,829,257
Loans	1,207,818	2,210,477	1,207,818	2,210,477
Short-term financial lease liability	199,883	240,613	199,883	240,613
Liabilities from taxes - duties	4,131,980	4,997,933	4,131,980	4,997,933
Other liabilities	2,876,036	2,147,934	2,876,036	2,247,933
Total Short-Term Liabilities	26,967,035	31,281,731	26,967,035	31,381,302
Total Liabilities	43,519,636	47,533,218	43,519,636	47,693,477
Total Equity & Liabilities	99,262,973	91,613,087	99,262,973	91,762,854

Statement of Comprehensive Income



Amounts in €	GROUP		COMPANY	
	01.01 – 31.12.2025	01.01 – 31.12.2024	01.01 – 31.12.2025	01.01 – 31.12.2024
Turnover	95,524,428	86,236,205	95,524,428	81,791,267
Cost of sales	(74,483,600)	(70,571,155)	(74,483,600)	(66,169,860)
Gross Profit	21,040,828	15,665,050	21,040,828	15,621,406
Other income	817,936	751,379	818,327	485,831
Administrative expenses	(5,639,591)	(2,706,271)	(5,636,060)	(2,685,955)
Other expenses	(576,048)	(802,747)	(282,941)	(796,616)
Income from participations and investments	310,203	(55,864)	310,203	(55,864)
Earnings Before Interest & Taxes	15,953,327	12,851,547	16,250,357	12,568,803
Interest income	904,206	270,700	904,206	270,700
Interest expense	(1,701,697)	(1,488,180)	(1,701,644)	(1,148,738)
Earnings Before Taxes	15,155,836	11,634,067	15,452,919	11,690,765
Income tax	(3,751,947)	(2,220,232)	(3,751,783)	(2,256,027)
Profit for the Period After Taxes	11,403,889	9,413,835	11,701,136	9,434,738
EBITDA	16,940,550	14,117,534	17,237,580	13,014,576

Statement of Cash Flows



(amounts in €)	GROUP		COMPANY	
	01.01 – 31.12.2025	01.01 – 31.12.2024	01.01 – 31.12.2025	01.01 – 31.12.2024
CASH FLOWS FROM OPERATING ACTIVITIES	15,155,836	11,634,067	15,452,919	11,690,765
Profit (loss) Before Taxes				
Adjustments for:				
Share-based compensation expenses.	2,482,000	-	2,482,000	-
Fair value adjustment of investment property	-	-	-	-
Impairment of property, plant and equipment	(132,957)	-	(132,957)	-
Results from investment activity	(1,314)	-	8,791	-
Impairment of investment in joint venture	-	-	-	-
Changes in liabilities due to staff retirement	(669)	-	(669)	16,338
Depreciation of tangible fixed assets	1,041,331	985,812	1,041,331	169,294
Amortization of intangible assets	8,902	8,908	8,902	5,211
Amortization of rights of use	247,193	215,404	247,193	215,404
Impairment of doubtful receivables	-	-	-	-
Losses from construction contracts	(243,320)	58,596	(243,320)	58,596
Share of net gains (losses) from associates, accounted for using the equity-method	(310,203)	(1,097,982)	(310,203)	(1,097,982)
Interest collected	(904,206)	(270,700)	(904,206)	(270,700)
Interest paid	1,701,697	1,488,180	1,701,644	1,148,738
Total adjustments	3,888,455	1,388,217	3,898,507	244,899
Changes in working capital				
(Increase) / Decrease in customer and other receivables	(2,624,638)	(14,484,278)	(2,920,060)	(14,427,122)
Increase / (Decrease) in suppliers and other liabilities	(6,735,322)	1,359,890	(6,741,422)	1,535,377
Total adjustments	(9,359,961)	(13,124,388)	(9,661,481)	(12,891,744)
Net Cash Flows from Operating Activities	9,684,330	(102,104)	9,689,944	(956,080)
CASH FLOWS FROM INVESTING ACTIVITIES				
Purchases of tangible fixed assets	(2,756,390)	(893,771)	(2,756,390)	(859,098)
Purchases of intangible assets	-	(2,513)	-	(6,210)
Purchases of investment property	-	-	-	-
Acquisition/sale of subsidiaries, joint ventures and other investments	-	-	-	-
Net Cash Flows from Investing Activities	(2,756,390)	(896,284)	(2,756,390)	(865,308)
CASH FLOWS FROM FINANCING ACTIVITIES				
Proceeds from borrowings	1,250,000	-	1,250,000	-
Repayment of borrowing	(3,297,104)	(1,484,689)	(3,297,104)	(756,942)
Payment of financial lease liabilities	(87,736)	(214,039)	(87,736)	(214,039)
Dividends paid to shareholders of the company	(1,745,412)	(1,818,385)	(1,745,412)	(1,818,385)
Interest paid	(1,701,697)	(1,488,180)	(1,701,644)	(1,148,738)
Interest collected	904,206	270,700	904,206	270,700
Net Cash Flows from Financing Activities	(4,677,743)	(4,734,593)	(4,677,690)	(3,667,404)
Net Increase / (Decrease) in Cash & Cash Equivalents	2,250,197	(5,732,981)	2,255,864	(5,488,792)
Plus: Net cash acquired from acquisition of subsidiary	-	742,461	-	-
Plus: Net cash acquired from merger with subsidiary	-	-	2,052	503,870
Cash and cash equivalents at the beginning of the period	10,174,615	15,165,135	10,166,896	15,151,818
Cash & Cash Equivalents at the End of the Period	12,424,812	10,174,615	12,424,812	10,166,896

PROJECT	(%) PARTICIPATION	EKTER S.A. BACKLOG (in € '000)
RESIDENTIAL COMPLEX MARINA RESIDENCES	100%	30,185
INFINITY, SIX SENSES PORTO HELI	100%	26,002
DESIGN AND CONSTRUCTION OF A BIOCLIMATIC / ENERGY-AUTONOMOUS AQUATIC COMPLEX FOR THE MUNICIPALITY OF AMPELOKIPOI-MENEMENI	100%	24,533
PHASE II CONSTRUCTION OF A FIVE-STORY OFFICE BUILDING OF TELEVISION AND RADIO PRODUCTION STUDIOS WITH TWO BASEMENT LEVELS AT THE 15TH KM OF THE ATHENS-LAMIA NATIONAL ROAD, INDUSTRIAL PARK AREA, BUILDING BLOCK 10, KALYFTAKI SITE, MUNICIPALITY OF KIFISSIA	100%	24,450
CHANGE OF USE OF AN EXISTING INDUSTRIAL BUILDING INTO RESIDENCES IN PIRAEUS, ATTICA	100%	16,089
NETWORKS OF PYRGOS, ZAKYNTHOS & KEFALONIA AREAS	50%	8,175
CONSTRUCTION OF SEWAGE NETWORKS IN THE AREAS OF PIKERMI, DRAFI, AGIOS SPYRIDON, DIONI OF THE MUNICIPALITY OF RAFINA-PIKERMI	100%	5,783
SUB9. HELLENIC INSTITUTE PASTEUR - SUB-PROJECT 2: BUILDINGS	100%	5,028
CONSTRUCTION OF WASTEWATERS NETWORKS IN THE MUNICIPALITY OF MARATHON	50%	4,663
CONSTRUCTION OF A NEW RADIOTHERAPY-CHEMOTHERAPY CENTER AND RENOVATION OF CLINICS BUILDING FOR 300 MEN AT THE GENERAL HOSPITAL OF THORACIC DISEASES OF ATHENS "SOTIRIA"	50%	4,452
REARRANGEMENT AND EXTENSION OF THE GROUND FLOOR EMERGENCY DEPARTMENT OF "LAIKO" GENERAL HOSPITAL	100%	4,281
"HUB OF INNOVATION AND ADVANCED EDUCATION IN HERAKLION, CRETE" (SUBPROJECT 13) AND "EXPANSION OF THE BUILDING INFRASTRUCTURE OF THE INSTITUTE OF MEDITERRANEAN STUDIES OF TRI (RETHYMNO)" (SUBPROJECT 5) OF THE PROJECT "1. TECHNOLOGY AND RESEARCH INSTITUTE (TRI) - CENTER FOR INNOVATION AND ADVANCED EDUCATION"	100%	4,121
CONSTRUCTION OF A BUILDING DEDICATED TO CELL AND GENE THERAPIES AND HEMATOLOGY CLINIC LABORATORIES AT THE GENERAL HOSPITAL OF THESSALONIKI "PAPANIKOLAOU"	100%	3,596
PHASE B WORKS - BUILDING OF RESTAURANT AND ENTERTAINMENT FACILITIES (MEMBERS CLUB) IN THE METROPOLITAN POLE OF ELLINIKON	100%	2,915
CONSTRUCTION OF A PRIVATE RESIDENCE IN TSOUKALIA, PAROS	100%	2,538
EXPANSION OF THE ED AND CONSTRUCTION OF A REJUVENATION ROOM AT THE P.G.H. OF IOANNINA	100%	2,432
CONSTRUCTION OF A MUSIC SCHOOL AT CORINTH	100%	2,034
OTHER PUBLIC PROJECTS	100%	6,505
OTHER PRIVATE PROJECTS	100%	2,113
TOTAL		179,894



Building Complex for People with Disabilities, The Ellinikon

Features	
Region	Greece, Athens
Construction Period	06/2022-06/2023
Cost of Project	€12,751,200
Client	Elliniko Single S.A.
Contractor	EKTER S.A



Renovation & Modernization of Bank of Greece Building Sina 16

Features	
Region	Greece, Athens
Construction Period	01/2019-01/2024
Cost of Project	€6,355,000
Client	Bank of Greece
Contractor	EKTER S.A



New Warehouse, Office and Exhibition Building

Features	
Region	Greece, Attica, Paiania
Construction Period	01/2016-12/2016
Cost of Project	€3,348,000
Client	Blum Hellas S.A.
Contractor	EKTER S.A



Features	
Region	Greece, Athens
Construction Period	01/2003-01/2006
Cost of Project	€36,300,000
Client	National Insurance S.A.
Contractor	EKTER S.A

Features	
Region	Greece, Athens
Construction Period	01/2001-01/2005
Cost of Project	€19,736,000
Client	AEGEK S.A.
Contractor	EKTER S.A

Features	
Region	Greece, Athens
Construction Period	01/2010-01/2013
Cost of Project	€4,117,000
Client	Themis Construction S.A.
Contractor	EKTER S.A

Gournes – Hersonissos (Northern Crete Road Axis)



25%

Features

Region	Greece, Crete
Construction Period	01/2012-09/2021
Cost of Project	€56,900,000
Client	Ministry of Infrastructure & Transportations
Contractor	JV DOMIKI CRETE – EKTER SA – ERETVO–THEMELI SA

Agia Varvara – Apomarma



25%

Features

Region	Greece, Crete
Construction Period	01/2016-08/2020
Cost of Project	€24,672,000
Client	Ministry of Infrastructure & Transportations
Contractor	JV ERETVO S.A. - EKTER SA - DOMIKI KRITIS S.A.

Sewage Treatment



Features

Region	Greece, Attica, N. Peramos
Construction Period	01/2012-01/2015
Cost of Project	€12,167,000
Client	Municipality of Megara
Contractor	EKTER SA

Filothei–Kifissia Networks



24%

Features

Region	Greece, Attica, Athens
Construction Period	01/2011-01/2014
Cost of Project	€27,264,000
Client	PPC S.A.
Contractor	JV ERTEKA SA - THEMELI SA – INTRAKAT-EKTER SA

Metro Station "Syngrou - Fix"



33%

Features

Region	Greece, Attica, Athens
Construction Period	01/2002-01/2005
Cost of Project	€10,963,000
Client	Attica Metro S.A.
Contractor	J/V AEGEK - METON - EKTER

Egnatia Odos Kouloura - Kleidi



Features

Region	Greece, North Macedonia
Construction Period	01/2000-01/2002
Cost of Project	€43,175,000
Client	Egnatia Motorway S.A.
Contractor	EKTER S.A.

Expansion of the Heraklion State Airport Terminal Building



Features	
Region	Greece, Heraklion, Crete
Construction Period	02/2018-06/2019
Cost of Project	€8,000,000
Client	EYDE Airport Authority
Contractor	EKTER S.A.

Construction of Aircraft Maintenance and Repair Facilities at Athens International Airport



Features	
Region	Greece, Attica, Spata
Construction Period	12/1999-12/2002
Cost of Project	€71,394,000
Client	Olympic Airways S.A.
Contractor	JV HELLENIC TECHNODOMIKI - AEGEK- AKTOR- EKTER- GEK- TERNA

Extension of the Terminal Building of Mykonos National Airport



Features	
Region	Greece, Mykonos
Construction Period	12/1998-12/2001
Cost of Project	€12,058,000
Client	EYDE Airport Authority
Contractor	J/V I.G. KORONTZIS S.A.-EKTER S.A.

New Military Hospital of Thessaloniki



20%

Features

Region	Greece, Thessaloniki
Construction Period	01/2001-01/2007
Cost of Project	€186,700,000
Client	Army General Staff
Contractor	J/V AEGEK - BIOTER S.A. - AKTOR ATE - EKTER S.A.

New COVID-19 ICU Building at "SOTIRIA" Hospital



Features

Region	Greece, Athens
Construction Period	07/2020-09/2020
Cost of Project	€6,200,000
Client	Ktiriakes Ypodomes S.A.
Contractor	EKTER S.A.

Renovations-Extensions of Mytilene General Hospital



Features

Region	Greece, Mytilene
Construction Period	01/2013-02/2018
Cost of Project	€16,948,000
Client	Ktiriakes Ypodomes S.A.
Contractor	EKTER S.A.

Ever Eden Beach Resort Hotel



Features

Region	Greece, Attica, Anavyssos
Construction Period	02/2018-06/2019
Cost of Project	€19,436,990
Client	Pyramis Hotels S.A.
Contractor	EKTER S.A

Amanzoe Villa



Features

Region	Greece, Argolis
Construction Period	01/2001-01/2005
Cost of Project	€2,725,495
Client	Azoe Resort Single Member S.A.
Contractor	EKTER S.A

Summer Senses Luxury Resort



Features

Region	Greece, Paros
Construction Period	01/2017-12/2019
Cost of Project	€13,450,000
Client	Energeiakos Komvos S.A.
Contractor	EKTER S.A

Apostolos Bakogiannis
General & Technical Manager

Kostantinos Sipsas Bouzas
Chief Executive Officer

Artemios Darzentas
Investor Relations Officer



Nikis 15, Athens, 10557

Tel.: 210 3259700 | e-mail: ekter@ekter.gr

www.ekter.gr

This presentation may contain forward- looking statements, which are based on estimates and assumptions about expected developments and other factors that affect the company. These estimates are not historical facts and do not constitute a guarantee for the future performance of the company. These forward-looking statements involve risks and uncertainties as there are factors that may cause the company's future results to significantly deviate from these estimates. More information on potential risks and uncertainties affecting EKTER S.A. is described in the filings made by EKTER S.A. in ATHEX. Forward looking statements refer only to the date of this presentation.

This presentation is a product of EKTER S.A. Copying, distribution and use without the company's permission is strictly prohibited.

Thank you!